

# Dolce Vita

by McKenna Ryan









*Alfresco 12" x 12"*

Please refer to individual patterns and photos on pattern covers as a guide when cutting your kit.

We strongly suggest you thoroughly read the Materials Needed List on the pattern before cutting your kit to familiarize yourself with the fabrics and pattern as well as checking our website [www.pineneedles.com](http://www.pineneedles.com) for any corrections that may have been issued to the pattern or the shop guide.

DV02 - Alfresco

Fabric	SKU	Placement	Single Quilt
	AYP 16695-102 Merlot	Background 1; Butterfly Bodies D3 and D6	1/8 yard or 12" x 20"
	AYP 16691-163 Spice	Pieced Background 2; Bike Basket 1; Seat Bottom C20; Seat Top C21; Handle Grips C23 and C24	1/8 yard or 4 1/2" x 28
	AYP 16695-15 Ivory	Pieced Background 2	1/8 yard or 2 1/2" x 15"
	AYP 16696-102 Merlot	Background 3	1/4 yard or 7 1/2" x 19"
	AYP 16693-245 Mist	Bike Frame C1, C9, C10, and C11; Bike Fenders C6 and C7	1/4 yard or 6" x 21" *for best color
	AYP 16692-39 Willow	Bike Handlebars C22; Seat Post C8; Wheel Hubs C16 through C19; Pedal Gear C12; Pedal Shaft C13	1/8 yard or 4" x 6"

	<p>AYC 15465-69 Midnight</p>	<p>Bike Tires C2 through C5; Pedals C14 and C15</p>	<p>¼ yard or 6" x WOF *for best color</p>
	<p>AYP 16693-206 Sunset</p>	<p>Butterfly Wings D1, D2, D4 and D5</p>	<p>⅛ yard or 4" x 4"</p>
	<p>AYP 16692-23 Lavender</p>	<p>Basket Flowers B1, B2 and B3</p>	<p>⅛ yard or 4" x 10"</p>
	<p>AYP 16693-7 Green</p>	<p>Basket Flower Leaves A1 through A5</p>	<p>⅛ yard or 2" x 6"</p>